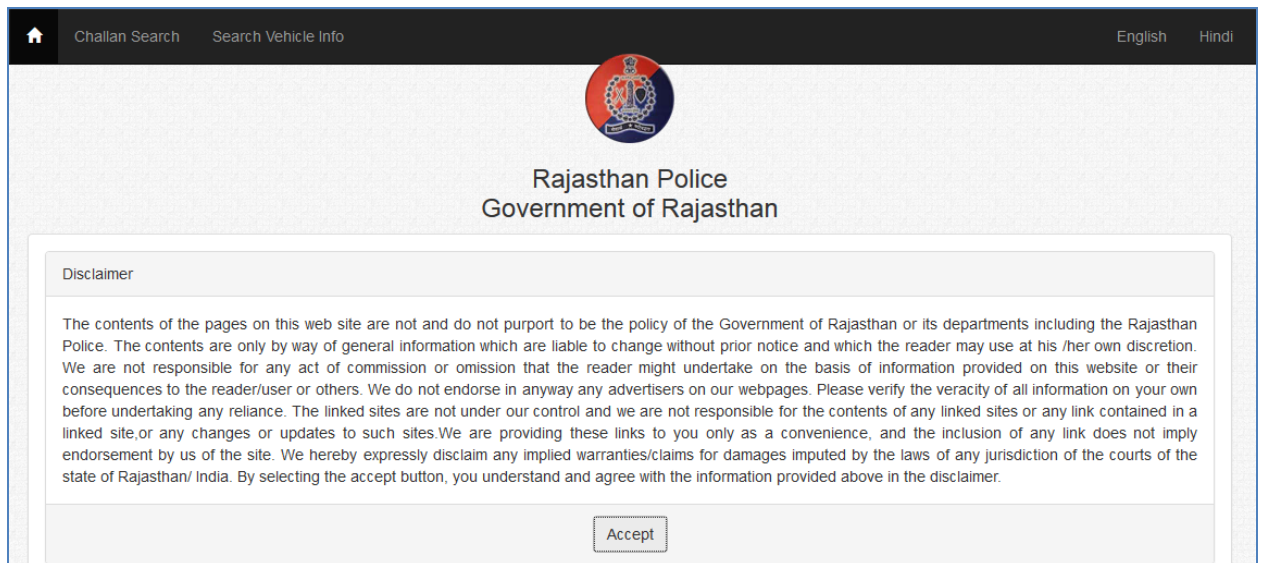


1. Open the URL: <http://echallanjaipur.rajasthan.gov.in/>



The screenshot shows the top navigation bar with a home icon, 'Challan Search', and 'Search Vehicle Info'. On the right, there are language options for 'English' and 'Hindi'. The main header features the Rajasthan Police emblem and the text 'Rajasthan Police Government of Rajasthan'. Below this is a section titled 'Rajasthan Police : A glimpse' containing a detailed paragraph about the police force's history, mission, and values. At the bottom of the page, a copyright notice reads '© 2016 - CSDC India eChallan Application'.

2. Click on **Challan Search**. You will see following screen:



This screenshot shows the same website interface as the first one, but with a 'Disclaimer' section displayed. The disclaimer text states that the website's content is for general information and does not represent the official policy of the Government of Rajasthan or its departments. It includes a warning about the use of linked sites and a request for users to verify information. At the bottom of the disclaimer box, there is an 'Accept' button.

3. Click on accept button

Challan Search Search Vehicle Info English Hindi

Rajasthan Police
Government of Rajasthan

Challan Number
Enter Challan Number

OR

Vehicle No.
Enter Vehicle Number

OR

Driving License Number
Enter Driving License

First Name *
Enter First Name

Last Name *
Enter Last Name

Date Of Birth *
Enter Date Of f

Please note that the date format is DD/MM/YYYY.

Search Clear

4. Enter the **Challan Number** or **Vehicle Number** and Click on **<Search>** button to search the challan and check its status.

Challan Search Search Vehicle Info English Hindi

Rajasthan Police
Government of Rajasthan

Selected Cases: 0 Amount(₹): 0 Make Payment

Challan Number: 2016OC0567000018
Offender: HH
Vehicle No.: RJ14BX6908
Guardian Name: FG
Court: MM-28

Challan Date: 2016-09-22 18:36:44
Officer: Ajit Singh
Location: 200 Feet Bypass
Court Sent Date: Oct 7 2016 12:00AM
Created By: Jaipur Traffic Police

Charge Description

Description	Amount(₹)
Driving without a Valid License - 3/181(New)	500

Status: New Balance Due(₹): 500

Challan Number: 2016OC0567000018

OR

Vehicle No.
Enter Vehicle Number

OR

Driving License Number
Enter Driving License

First Name *
Enter First Name

Last Name *
Enter Last Name

Date Of Birth *
Enter Date Of

Please note that the date format is DD/MM/YYYY.

Search Clear

5. Click on the tick box and then <Make Payment> button if balance is due.

Status: New	Balance Due(₹): 500 <input checked="" type="checkbox"/>	
Selected Cases: 1	Amount(₹): 505	<input type="button" value="Make Payment"/>

Note:- Using this online payment facility will add an additional facilitation and service charges

6. As you click on <Make Payment> button. Following Screen will be shown:

Government of Rajasthan
Department of Information Technology & Communication

Emitra Payment Gateway

Transaction Reference Number: CHLN16100316242461

Transaction Amount(in Rs.): 510/- INR Only

Transaction Date & Time: Mon Oct 03 15:36:07 IST 2016


Select Bank:

All additional transaction processing charges & taxes levied by banks or PG will be borne by the Customer.

[About us](#) | [FAQs](#) | [Contact Us](#) | [Feedback](#) | [Disclaimers](#)
Best viewed at 1024*768 resolution on Internet Explorer
© 2007 Designed and developed by [MintTees Ltd](#) & [DoIT,Rajasthan](#)

7. Select the Bank and Click on **<Pay>** button
8. It will redirect the page to your bank account login page
9. Login to your bank account and make payment.
10. On successful payment, following screen will be shown:

DOIT&C 03-Oct-2016 [03:40 IST] [Help](#)

 **Account Details**

Reference No.	IGAAA/GAYM1
Debit Account No.	00000061251995313
PID	000000005141661
Amount	INR 510.00
Amount in Words	Ten -Rupees only
Status	Completed Successfully
Debit Branch	MANDAWARI
Date - Time	03-Oct-2016 15:40 IST

[Click here to see the challan details](#)


[Download in PDF](#)

[Click here](#) to return to the DOIT&C site. Else, you will be automatically redirected to the DOIT&C site in 5 seconds.

© Copyright SBI. [Privacy Statement](#) | [Terms of Use](#)

11. Wait for 5 seconds. It will redirect you to Back to eChallan Website. If following message is shown click **<Continue>** button:

Security Warning ✕

 The information you have entered on this page will be sent over an insecure connection and could be read by a third party.

Are you sure you want to send this information?

12. Following screen will appear:

Payment Receipt

Challan Number :	2016OC0567000018
Payment Receipt No. :	1699099911446293
Bank Reference Number :	IGAAAGAXM1
Transaction Status :	SUCCESS
Request ID :	CHLN16100316282225
Transaction Time :	2016-10-03 15:40:52.0
Transaction Amount :	510.0
Bank Name :	SBBJ
Account Number :	NO ACCOUNT FOUND
Bank Transaction ID :	

Please take a printout of this receipt and collect your document from Room No. 30, Traffic Control Room, Yadgar Bhawan, Ajmeri Gate.

Print

PDF

13. You can take print of this Payment Receipt and bring it to **Room No. 30, Traffic Control Room, Yadgar Bhawan, Ajmeri Gate, Jaipur.**